

# Characterization of *Salix nigra* floral insect community and activity of three native *Andrena* bees

Sandra J. Simon<sup>1</sup> | Ken Keefover-Ring<sup>2</sup> | Yong-Lak Park<sup>3</sup>  | Gina Wimp<sup>4</sup> |  
Julianne Grady<sup>1</sup> | Stephen P. DiFazio<sup>1</sup>  

<sup>1</sup>Department of Biology, West Virginia University, Morgantown, WV, USA

<sup>2</sup>Departments of Botany and Geography, University of Wisconsin-Madison, Madison, WI, USA

<sup>3</sup>Division of Plant & Soil Sciences, West Virginia University, Morgantown, WV, USA

<sup>4</sup>Department of Biology, Georgetown University, Washington, DC, USA

## Correspondence

Stephen P. DiFazio, Department of Biology, West Virginia University, Morgantown, WV 26506, USA.

Email: spdifazio@mail.wvu.edu

## Funding information

National Science Foundation, Grant/Award Number: DEB-1542479 and DEB-1542509

## Abstract

*Salix nigra* (black willow) is a widespread tree that hosts many species of polylectic hymenopterans and oligolectic bees of the genus *Andrena*. The early flowering of *S. nigra* makes it an important nutritive resource for arthropods emerging from hibernation. However, since *S. nigra* is dioecious, not all insect visits will lead to successful pollination. Using both visual observation and pan-trapping, we characterized the community of arthropods that visited *S. nigra* flowers and assessed differences among male and female trees as well as the chemical and visual drivers that influenced community composition across 3 years. We found that male trees consistently supported higher diversity of insects than female trees and only three insect species, all *Andrena* spp., consistently visited both sexes. Additionally, *Andrena nigrae*, which was the only insect that occurred more on female than male flowers, correlated strongly to volatile cues. This suggests that cross-pollinators cue into specific aspects of floral scent, but diversity of floral visitors is driven strongly by visual cues of yellow male pollen. Through time, the floral activity of two *Andrena* species remained stable, but *A. nigrae* visited less in 2017 when flowers bloomed earlier than other years. When native bee emergence does not synchronize with bloom, activity appears to be diminished which could threaten species that subsist on a single host. Despite the community diversity of *S. nigra* flowers, its productivity depends on a small fraction of species that are not threatened by competition, but rather rapidly changing conditions that lead to host-insect asynchrony.

## KEYWORDS

*Andrena*, Dioecy, floral volatiles, pollinator community, *Salix*

## 1 | INTRODUCTION

Early spring emergence of flowers is extremely important in supplying nutritive rewards, such as pollen and nectar, for many native arthropods, while the host plant benefits with an increased chance of successful sexual reproduction. The most common cross-pollinators

in agricultural systems are often made up of arthropods that collect pollen from many unrelated host plants, such as flies belonging to the family Syrphidae, eusocial bee species such as honey bees (*Apis mellifera* L.), and polylectic solitary bees (Ostaff et al., 2015). Lack of discrimination among hosts allows these arthropod groups to more flexibly collect resources for survival and population growth.

This is an open access article under the terms of the Creative Commons Attribution License, which permits use, distribution and reproduction in any medium, provided the original work is properly cited.

© 2021 The Authors. *Ecology and Evolution* published by John Wiley & Sons Ltd.

Conversely, oligolectic solitary bees, which only collect pollen from either related plant species or a single species, rely heavily on predictable timing of available native floral resources (Danforth, 2007; Straka et al., 2014). Upon emergence from nests, oligolectic bees must locate flowers, feed, breed, build new nests, lay eggs, and collect resources to provide their larvae with food provisioned for development throughout the remainder of the year, all within the bloom time of their specific host (Danforth, 2007; Linsley, 1958; Stevens, 1949). In addition to being a valuable resource for early-emerging generalist floral insects, willow species belonging to the genus *Salix* are the primary hosts of many oligolectic bees, especially those belonging to one of the largest bee genera, *Andrena* (Ostaff et al., 2015; Stevens, 1949).

*Salix* encompasses between 300 and 400 species of shrubs and trees with a dual pollination system, which for any one *Salix* species occurs on a continuum between wind (anemophilous) and insects (entomophilous) (Argus, 2011; Karrenberg et al., 2002; Tamura & Kudo, 2000). *Salix* biology creates a unique environment for insect reward collection due to its dioecious nature. In order for sexual reproduction to occur, insects must locate male plants to collect pollen and then carry it to a separate female plant in the population (Dötterl et al., 2014). Host location typically occurs through a combination of visual, olfactory, and reward cues. *Salix* species have a nonshowy inflorescence arranged in a catkin form where male flowers are often yellow (due to pollen color) and female flowers tend to be green (Füssel et al., 2007; Karrenberg et al., 2002). Additionally, *Salix* species emit a complex mixture of volatile organic compounds that are important as olfactory signals to insects, and both male and female plants offer nectar rewards (Füssel et al., 2007; Tollsten & Knudsen, 1992). However, upon locating a host plant, some insects may rob flowers of their resources and not carry pollen between male and female individuals (Galen & Butchart, 2003).

*Salix nigra*, known by its common name black willow, is a tree-form, entomophilous willow that grows throughout the Eastern United States north to Maine, west to North Dakota and south to Georgia (Burns & Honkala, 1990). The extensive range and productivity of *S. nigra* as well as its early bloom, typically February in its southern range through late June in more northern states, makes it an ideal resource for early-emerging insects (Burns & Honkala, 1990; Ostaff et al., 2015). Studying the mechanisms that *S. nigra* employs to attract insects as well as the influence of sex of tree on floral insect community through time is important in determining the competition for and potential stability of catkin resources, native oligolectic bee activity, and *S. nigra* reproductive success.

The goal of this study was to characterize the community of insects that visit *S. nigra* catkins and examine how the total floral community responded to tree sex, geographic position, volatile organic compound (VOC) profiles, and secondary metabolites in catkins and leaves. For comparison, we also evaluated the community of floral insects captured using visual survey techniques and pan traps placed in tree canopies. Finally, we examined the effect of tree sex, VOCs, and survey year on the activity of three native *Andrena* bee species,

including the willow oligolectic bees *Andrena macoupinense* and *Andrena nigrae*.

## 2 | METHODS

### 2.1 | Population and site description

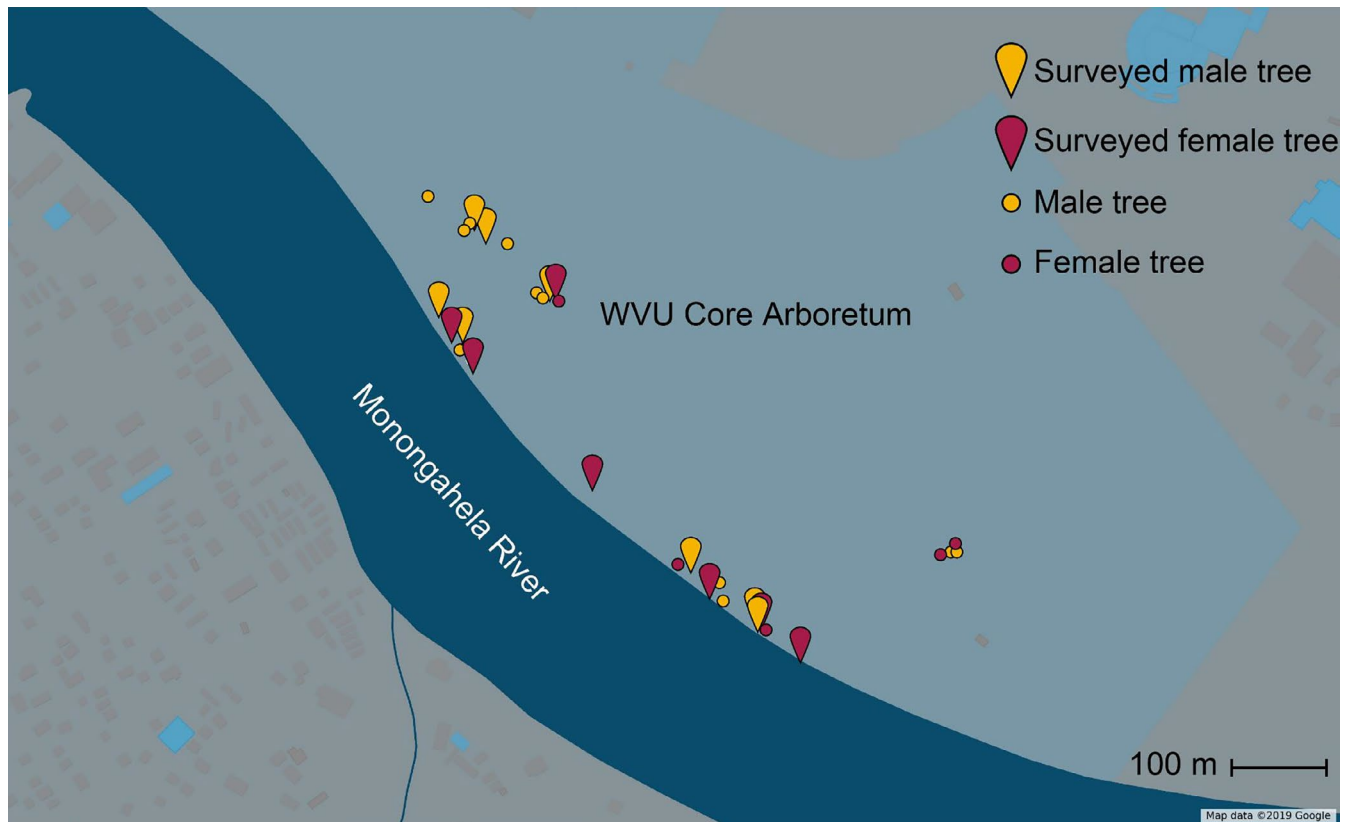
The target population of *S. nigra* was located in the West Virginia University Core Arboretum in Morgantown, West Virginia (39.6462°N, 79.9811°W). The Core Arboretum is an old-growth forest that contains 91 acres of native shrubs, trees, and herbaceous plants. It is located on a hillside that stretches between Monongahela Boulevard and the Monongahela River and contains riparian and floodplain sites with a small grove of *S. nigra*. The population contained thirty-two trees of which twelve were identified as female and twenty were male (Figure 1).

### 2.2 | Visual survey technique

Visual surveys were performed in April through early May in years 2017, 2018, and 2019 on sunny days with minimal wind to help increase observation of small floral visitors. Visual observations were chosen as the survey method for this species due to the brittleness of the base of short shoots, which prevents the use of sweep nets (Beismann et al., 2000). To equalize observations among trees, survey branches were flagged containing approximately 300 catkin flowers for each individual tree. Trees were visually observed for 16 min per survey throughout their bloom (~2 weeks), and order of surveyed trees was randomized to account for time of day. Surveys in 2017 were comprised of five female and five male trees, while in the 2018 and 2019, five female and seven male trees were observed. Across all years of survey, 15 individual trees were observed, seven of which were female and eight males. Of these individuals, two were female and four were male trees in common among all years. Insect specimens were carefully hand collected from trees throughout the survey time for family-/species-level identification. Additionally, survey month and day were recorded for each observation to use as covariates in models analyzing individual insect activities as well as flower phenology. Finally, early-season herbivore activity, which was made up of observations of insects that feed on trees during and after catkins were no longer present, was collected in 2019 at the end date of tree flowering by counting number of herbivore occurrences on visual survey branches.

### 2.3 | Canopy pan-trap technique

In the year 2019, pan traps were constructed by painting three-ounce plastic cups with either fluorescent blue, fluorescent yellow, or white paint (Guerra Paint and Pigment). Fluorescent paints were a mixture of 16 ounces of the fluorescent dispersion to 1 gallon of silica flat paint.



**FIGURE 1** Map of thirty *Salix nigra* tree locations in WVU Core Arboretum. Pin shapes indicate tree selected for floral insect community survey. Points indicate additional individuals in the Arboretum

Three cups, one of each color, were affixed with velcro to a bucket lid as a platform to be raised into tree canopies below flowering branches (Figure S1) on five female and six male trees. A soapy trap solution was prepared by addition of approximately 5 ml of organic unscented dish soap into one gallon of water. Cups were filled 3/4 of the way full with soap solution. Traps were raised to the bottom of each tree canopies (2–12 m; average 4 m) at 9:00 a.m. in the morning and emptied daily at 5:00 p.m. Visual surveys were performed on the same days. Captured insects from each cup were transferred to separate vials containing 70% ethanol for later identification.

## 2.4 | Insect identification

Abundant insects were identified to species level while rare insects were identified to family. Native bee species identifications were validated by an expert (Sam Droege, Patuxent Wildlife Research Center, personal communication). Vouchers of collected insect specimens were submitted to the West Virginia University Entomology Collection.

## 2.5 | Flower volatile and tissue collection

Dormant branches were collected from the field in early spring for six female and nine male *Salix nigra* trees along the river. Branches

were allowed to root and flower in the Department of Biology greenhouse in buckets of water. Volatile organic compounds (VOCs) were collected using a dynamic headspace method (Keefover-Ring, 2013). Nylon oven bags were placed over the flowering branches and bags were secured with thin gauge wire around cotton pads that had been wrapped near the base of the stems. At the top of each bag, polytetrafluoroethylene (PTFE) ports were fixed and connected to chemical traps consisting of 65 mm long and 3 mm internal diameter glass tubes packed with 20 mg of Super Q adsorbent (80/100 mesh size, DVB/ ethylvinylbenzene polymer, Alltech Associates Inc.). The traps were connected to calibrated flow meters (Aalborg Instruments & Controls, Inc.), and air was pulled through at a flow rate of 200 ml/min with an AirLite pump (SKC Inc.) modified to run with a 6 V battery. Controls consisted of oven bags with an identical setup, but without an enclosed branch. Volatiles were collected for a three-hour time period with flow meter maintaining a flow rate of 200 ml/min. At the conclusion of each sampling period, chemical traps were rinsed with 150  $\mu$ l *n*-hexane (GC2, Honeywell Burdick & Jackson) into GC vials with PTFE lined screw caps. All catkins were counted in each bag, and maturation stage was noted. All catkins were subsequently lyophilized, and the dry weight obtained of mature and immature (preanthesis) catkins separately. Prior to GC-MS analysis, 40  $\mu$ l of each sample was combined with 2  $\mu$ l of an internal standard solution (*m*-xylene in *n*-hexane). Collected floral volatile organic compounds (VOCs) were analyzed by gas chromatography (GC) with mass spectrometry (MS) detection.

## 2.6 | VOC and metabolite characterization

Floral VOC samples were analyzed with a Thermo Trace 1310 GC coupled to a Thermo ISQ MS with electron ionization (EI) at 70.0 eV at 250°C, using helium as the carrier gas at 1.0 ml/min with the injector temperature set at 250°C. Oven conditions included an initial temperature of 40°C followed by an immediate ramp of 3°C min<sup>-1</sup> to 200°C. Available standards, samples, and a continuous series of *n*-alkanes (C<sub>8</sub>–C<sub>20</sub>; Sigma-Aldrich) were injected (1 µl) in the split mode onto a TR-5MS capillary column (30 m × 0.25 mm I.D., film thickness 0.25 µm; Thermo Fisher Scientific). Compounds were identified with retention time matches to pure standards, mass spectra, and/or linear retention indexes calculated with the alkane series (Adams, 2001; El-Sayed, 2021; NIST, 2008). Standard curves of available compounds were used to calculate final VOC results, which were expressed as ng compound g<sup>-1</sup> DW hr<sup>-1</sup>.

## 2.7 | Sample collection for chemical characterization

Catkins and leaves collected from 24 trees (14 males and 10 females) in the field and in the greenhouse were characterized for five different secondary metabolites, all phenolic glycosides; salicin, isosalicin, salicortin, tremuloidin, and tremulacin, as well as total metabolites. Leaves were flash-frozen in the field and later shipped on dry ice to the University of Wisconsin-Madison, WI. The flash-frozen catkins and leaves were lyophilized, counted (catkins) and weighed (catkins and leaves), and then ground with steel balls in plastic scintillation vials in a ball mill. Accurately weighed portions (~15 mg) of powdered leaf tissue were extracted with cold (4°C) methanol (1.00 ml) containing salicylic acid-d<sub>6</sub> (Sigma-Aldrich) as an internal standard, sonicated in an ice bath (15 min), and then centrifuged to obtain a clear supernatant for analysis.

## 2.8 | Chemical analyses

Two µL of all standard and sample solutions was injected onto the UHPLC [Waters Acquity I-Class UPLC with a photodiode array detector (PDA) and a 3100 SQ mass spectrometer (MS), Milford, MA, USA] and separated peaks with a Waters Acquity CSH C-18 column (2.1 × 100 mm, 1.7 µm) at 40°C with a flow rate of 0.5 ml/min, using a gradient of water (solvent A) and acetonitrile (solvent B), both containing 0.1% formic acid. The PDA was configured to scan from 210–400 nm, with 1.2-nm resolution and a sampling rate of 20 points/s. The MS operating parameters were as follows: cone potential, 30 V; capillary potential, 2,500 V; extractor potential, 3 V; RF lens potential, 0.1 V; source temperature, 120°C; desolvation temperature, 250°C; desolvation gas flow, 500 L/h; cone gas flow, 10 L/h; infusion rate, 5 µl/min; dwell time, 0.025 s.

Standard curves of methanol solutions, also containing the salicylic acid-d<sub>6</sub> internal standard, of various purified compounds were

used to calculate the concentrations in the extracted leaves, which were then normalized by sample dry weight and expressed as mg compound g<sup>-1</sup>. Commercially available standards of salicin (Sigma-Aldrich), and salicortin, tremuloidin, and tremulacin were used that had been previously isolated and purified from aspen foliage (Lindroth et al., 1986).

## 2.9 | Statistical analyses

### 2.9.1 | Floral insect community and sex effect on composition

To determine whether there were any sex differences in multivariate floral visitor community, the R package *vegan* (Oksanen et al., 2019) was used to ordinate the data using nonmetric multidimensional scaling (NMDS) using Bray–Curtis dissimilarities. Differences in floral visitor communities among male and female flowers were determined using Analysis of Similarity (ANOSIM), and significance was determined using 999 permutations to determine whether group assignments were significantly different from those generated by chance. Four survey types were tested to determine the stability of sex effects on floral community composition, including (a) 2019 visual observations, (b) 2019 pan traps, (c) 2019 total insect community across survey types, and (d) visually observed communities through time from 2017 to 2019. Coordinates for dependent variables were extracted from the NMDS configuration and depicted in plots using a rescaled font to represent the three-dimensional projection. This was accomplished by rescaling all axis scores to a zero origin and scaling the font size relative to the product of the three rescaled axis scores.

### 2.9.2 | Sex differences in tree chemistry

Non-metric multidimensional scaling and ANOSIM were also utilized to determine if there were any sex differences in multivariate VOC and metabolite compositions by testing point grouping by sex of tree. Total monoterpenes, sesquiterpenes, VOC emissions, and metabolites were tested using a one-way analysis of variance (ANOVA) in SAS software version 9.4 to determine if there were any differences among sexes.

### 2.9.3 | Tree chemistry and insect community relationship

Pairwise geographic distances were calculated among trees from GPS coordinates. VOC production per catkin was scaled to branch-level production using average catkin counts per branch for each individual tree to correlate to insect activity. Bray–Curtis dissimilarity matrices were generated for all datasets, including floral community, early-season herbivore community, pairwise geographic distances, VOCs, and catkin/leaf metabolites. A Mantel test was utilized to

determine whether differences in floral insect community were a function of pairwise geographic distances, or differences in catkin VOCs, catkin metabolites, or leaf metabolites. This analysis was also repeated for the tree early-season herbivore community and catkin/leaf metabolite dissimilarities.

### 2.9.4 | 2019 survey method comparison and floral community

Twelve trees (five female and seven male) were surveyed in 2019 with visual and pan-trap techniques in the riparian and floodplain sites in the WVU Core Arboretum for a total of one-hundred and forty observations. NMDS and ANOSIM were utilized to determine the effect of survey type on floral community composition. Visual observations were then merged with pan-trap capture counts for overlapping trees and dates for a final fifty-four observation dataset. Independent numeric variables associated with survey day, including Julian date, military time, and temperature, were correlated with the NMDS configuration using the environmental fit vector analysis in *vegan* (*envfit* function). Variables that were found to significantly correlate to the community dataset were added as covariates in the nested analysis of covariance (ANCOVA) models.

Insects that were abundant in surveys, including *A. macoupinense*, *Andrena morrisonella*, *A. nigrae*, *Lasioglossum coeruleum*, and parasitic wasps belonging to the *Braconidae* family, were extracted from datasets. Additionally, species richness was calculated from the dataset as total number of species to visit each tree, and Shannon–Weaver diversity was calculated using the R package *vegan*. A nested ANCOVA was used to analyze differences in transformed insect counts, richness, and Shannon–Weaver diversity with the following model:

$$y \sim \text{Sex} + \text{Location} + \text{Tree}(\text{Sex}) \ \& \ \text{Random} + \text{Covariates}$$

where ( ) indicates the independent variable is nested in another variable.

Additionally, an environmental fit was conducted using the R package *vegan* with floral volatile compounds that were overlaid on the floral visitor community. The resulting patterns were then evaluated to select specific volatile compounds to look for linear relationships to insect activity using Pearson correlations with Bonferroni *p*-value corrections to account for multiple testing. Insects chosen to test included *Bombus* sp., *A. macoupinense*, *A. morrisonella*, *A. nigrae*, *Miridae*, *Chalcosyrphus nemorum*, and *Sarcophagidae*. VOCs of interest included acetophenone, *cis*- $\beta$ -terpineol, ethyl-1-hexanol, germacrene D, hexenyl acetate, octanal, octen-2-ol, and *trans*-3-pinane.

### 2.9.5 | Floral community through time

Among all 3 years, after accounting for mortality and branch loss, a total of six trees along the river overlapped among surveys,

including two female and four male trees for 77 observation. NMDS and ANOSIM were utilized to determine the effect of survey year on floral insect community composition. Independent numeric variables associated with survey day, including year, Julian date, military time, and temperature, and these variables were correlated with the NMDS configuration using the environmental fit vector analysis in *vegan* (*envfit* function). Variables that were found to significantly correlate to the community dataset were added as additional covariates in all nested ANCOVA models.

Insects that were abundant in surveys, including combined counts of *A. macoupinense*, *A. morrisonella*, and *A. nigrae* were extracted from the community dataset and a nested ANCOVA to analyze differences in transformed insect counts, richness, and Shannon–Weaver diversity with the following model:

$$y \sim \text{Year} + \text{Sex} + \text{Tree}(\text{Sex}) \ \& \ \text{Random} + \text{Covariates}$$

where ( ) indicates the independent variable is nested in another variable.

## 3 | RESULTS

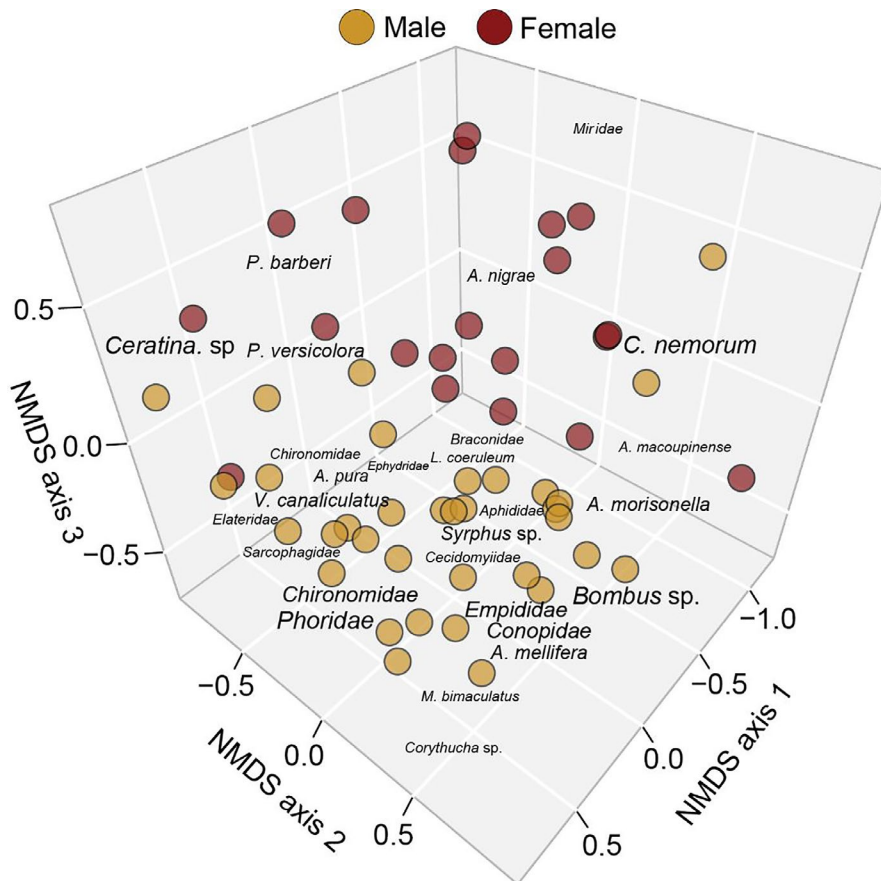
### 3.1 | Floral insect community and sex effect on composition

For visual surveys, across all 3 years of data, 3,160 insects were observed to visit flowers. Of those observations, 88.9% were hymenopteran, 9.6% were dipteran, 1.3% were hemipteran, and 0.2% were coleopteran. Additionally, of all insects observed, bees belonging to the genus *Andrena* made up 69.4% of the visually surveyed community. NMDS indicated that the appropriate number of dimensions for 2019 visual surveys, 2019 pan traps, 2019 total community (Figure 2), and 2017–2019 community (Figure 3) was four (stress = 0.11), three (stress = 0.10), three (stress = 0.12), and four (stress = 0.12), respectively. An ANOSIM indicated that the floral community composition was dependent upon the sex of the tree for all survey types, 2019 total community, and across years ( $R > 0.100$ ,  $p$ -value < 0.05; Table 1).

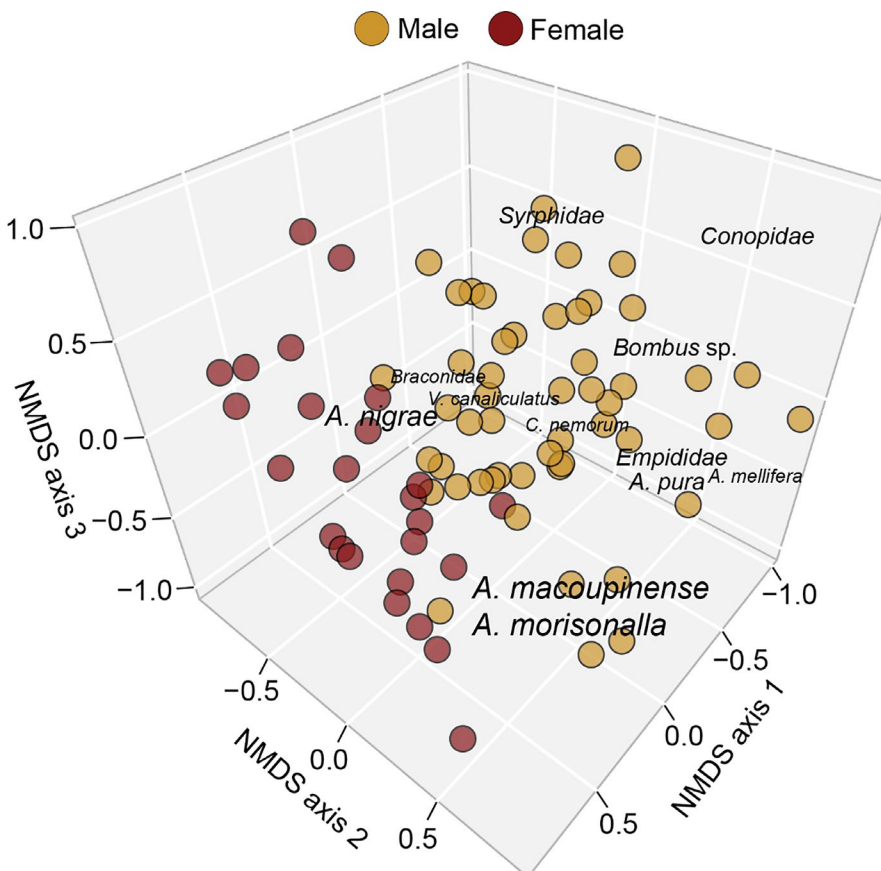
### 3.2 | Sex differences in tree chemistry

The NMDS of catkin VOCs indicated the appropriate number of dimensions for analysis was three (stress = 0.10), while the number of dimensions for leaf metabolites and catkin metabolites was two (stress = 0.10). An ANOSIM (Table 2) indicated that the catkin VOC composition and leaf metabolite composition were not significantly different between male and female trees ( $R = -0.119$ ,  $p$ -value = 0.914;  $R = -0.005$ ,  $p$ -value = 0.449). However, the catkin metabolite composition was different between the sexes ( $R = 0.179$ ,  $p$ -value = 0.027). The total amount of catkin and leaf metabolites (catkins, one-way ANOVA  $F_{1,28} = 2.741$ ,  $p$ -value = 0.109; leaves,





**FIGURE 2** Nonmetric multidimensional plot (dimensions = 3; stress = 0.12) of insect floral community with groupings indicated by color for sex of tree (ANOSIM  $R = 0.3077$ ,  $p$ -value = 0.001) for 2019 analysis. Font size is scaled to represent three-dimensional projection (see Methods)



**FIGURE 3** Nonmetric multidimensional plot (dimensions = 4; stress = 0.12) of 2017–2019 insect floral community with groupings indicated by color for sex of tree (ANOSIM  $R = 0.1232$ ,  $p$ -value = 0.011). Font size is scaled to represent three-dimensional projection (see Methods)

$F_{1,30} = 1.549$ ,  $p$ -value = 0.223) as well as catkin VOC emissions ( $F_{1,13} = 0.005$ ,  $p$ -value = 0.946) did not differ between the sexes (Figure S2). Furthermore, total monoterpenes ( $F_{1,13} = 0.028$ ,  $p$ -value = 0.871) and sesquiterpenes ( $F_{1,13} = 0.262$ ,  $p$ -value = 0.617) were not significantly different between the sexes (Figure S3).

### 3.3 | Tree chemistry and insect community relationship

Mantel tests (Table 3) indicated that there was no relationship between pairwise geographic distances and floral visitor community ( $r_m = 0.026$ ,  $p$ -value = 0.450). Similarly, distances between catkin volatile composition, leaf metabolite composition, and catkin metabolite composition were not related to differences in floral visitor community ( $r_m = -0.200$ ,  $p$ -value = 0.100;  $r_m = 0.002$ ,  $p$ -value = 0.480;  $r_m = 0.062$ ,  $p$ -value = 0.380, respectively). There was a significant positive relationship between differences in catkin metabolite composition and early-season herbivore community ( $r_m = 0.416$ ,  $p$ -value = 0.010).

### 3.4 | 2019 survey method comparison and floral community

An NMDS with results from both survey methods indicated the appropriate number of dimensions for analysis was three (stress = 0.12; Figure 4a). An ANOSIM indicated that the floral community composition was dependent upon survey method ( $R = 0.666$ ,  $p$ -value = 0.001). Pan traps captured 284 total insects with the majority of insects captured belonging to the orders Diptera (33%) and Coleoptera (41%). There were 1,531 insect observations made during visual surveys with the majority (87%) belonging to the order Hymenoptera (Figure 4b).

The NMDS vector analysis indicated that only Julian date was significantly correlated with the NMDS configuration (Vector Max  $R = 0.304$ ;  $p$ -value = 0.001; Table S1). Julian date was then selected for use as a covariate in all nested ANCOVA models. A nested ANCOVA revealed that the occurrence of *A. nigrae*

**TABLE 1** NMDS and ANOSIM (Bray–Curtis dissimilarity) results for multivariate floral visitor composition tested against sex grouping (male vs. female)

Survey	# dimensions	Stress	ANOSIM R	p-value
2019 visual	4	0.11	0.3110	<b>0.001</b>
2019 pan traps	3	0.10	0.1532	<b>0.017</b>
2019 total community	3	0.12	0.3077	<b>0.001</b>
2017–2019 community	4	0.12	0.1018	<b>0.032</b>

Note:  $p$ -values < 0.05 (bolded) indicate that floral visitor composition is more similar within replicate observations of sex group rather than among all observations.

( $F_{13,40} = 5.623$ ;  $p$ -value = 0.031), *A. morrisonella* ( $F_{13,40} = 7.272$ ,  $p$ -value = 0.014), and *L. coeruleum* ( $F_{13,40} = 4.277$ ,  $p$ -value = 0.050) was dependent on the sex of the tree (Table 4; Figure 4; Table S2). Additionally, species richness ( $F_{13,40} = 17.75$ ;  $p$ -value = 0.0004) and Shannon–Weaver diversity ( $F_{13,40} = 28.94$ ;  $p$ -value < 0.001) also differed between the sexes, with males demonstrating higher values (Table 4; Figure 5; Table S3). Finally, the abundance of *A. macoupinense* differed significantly among trees ( $F_{13,40} = 3.384$ ,  $p$ -value = 0.003).

A significant correlation was found between the abundance of *A. nigrae* and two volatile compounds acetophenone ( $\rho = 0.9122$ ,  $p$ -value = 0.05) and octen-2-ol ( $\rho = 0.9393$ ,  $p$ -value = 0.01) (Figure S4). Additional VOCs and insect activities were not significant ( $p$ -value > 0.05).

### 3.5 | Floral community through time

An ANOSIM indicated that the floral community composition differed among years ( $R = 0.1669$ ,  $p$ -value = 0.001). The vector analysis indicated that only Julian date was significantly correlated with the NMDS dimensions (Vector Max  $R = 0.0802$ ;  $p$ -value = 0.047; Table S4). A nested ANCOVA (Table 5; Figure S5; Table S5) showed that average species richness ( $F_{8,68} = 32.2841$ ,  $p$ -value = 0.0046)

**TABLE 2** NMDS and ANOSIM (Bray–Curtis dissimilarity) results for multivariate chemistry composition tested against sex grouping (male vs. female)

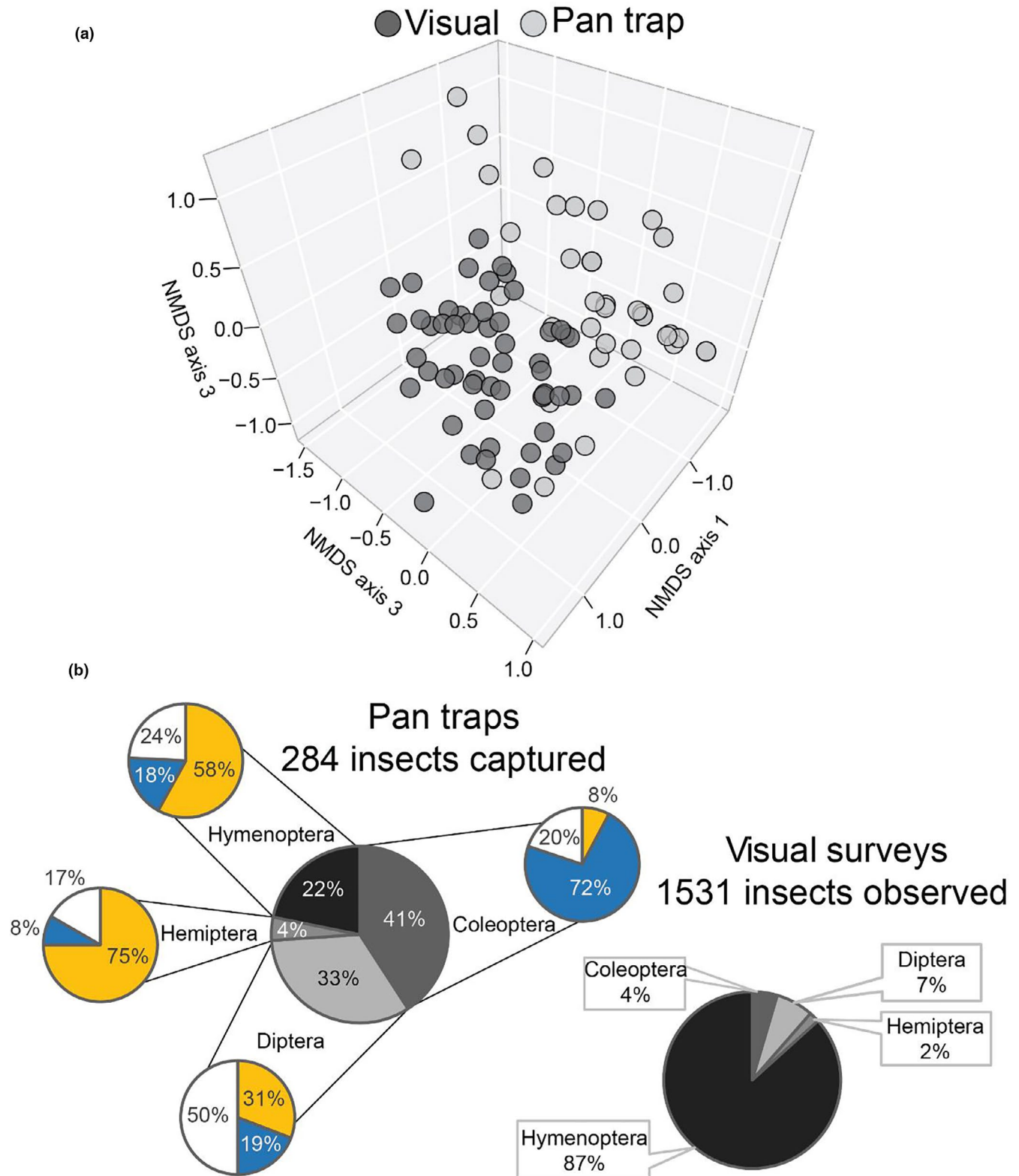
Multivariate response	# dimensions	Stress	ANOSIM R	p-value
VOCs	3	0.10	−0.1191	0.914
Catkin metabolites	2	0.10	0.1787	<b>0.027</b>
Leaf metabolites	2	0.10	−0.00471	0.449

Note:  $p$ -values < 0.05 (bolded) indicate that chemistry composition is more similar within replicate observations of sex group rather than among all observations.

**TABLE 3** Mantel test results comparing pairwise Bray–Curtis dissimilarity matrices among insect communities and chemistry composition of flowers and leaves

Insect matrix	Chemistry matrix	$r_m$	p-value
Floral community	Catkin VOCs	−0.300	0.07
Floral community	Catkin metabolites	0.062	0.380
Floral community	Leaf metabolites	0.002	0.480
Herbivore community	Catkin metabolites	0.416	<b>0.010</b>
Herbivore community	Leaf metabolites	0.275	0.07

Note: Bolded  $p$ -values and positive  $r_m$  indicate a significant test, suggesting that similarity in chemistry composition relates to similarity in insect community assemblage.



**FIGURE 4** (a) Nonmetric multidimensional plot (dimensions = 3; stress = 0.12) of insect floral community with groupings indicated by color for survey method (ANOSIM  $R = 0.6656$ ,  $p$ -value = 0.001). (b) Breakdown of insect capture/observation for two canopy survey methods. Additional pie charts around pan-trap pie chart indicate the percentage of that order captured in different colors of pan traps

and Shannon-Weaver diversity ( $F_{8,68} = 34.6569$ ;  $p$ -value = 0.0041) were dependent on the sex of the tree. Additionally, flowering time occurred substantially earlier in 2017 than in the other survey

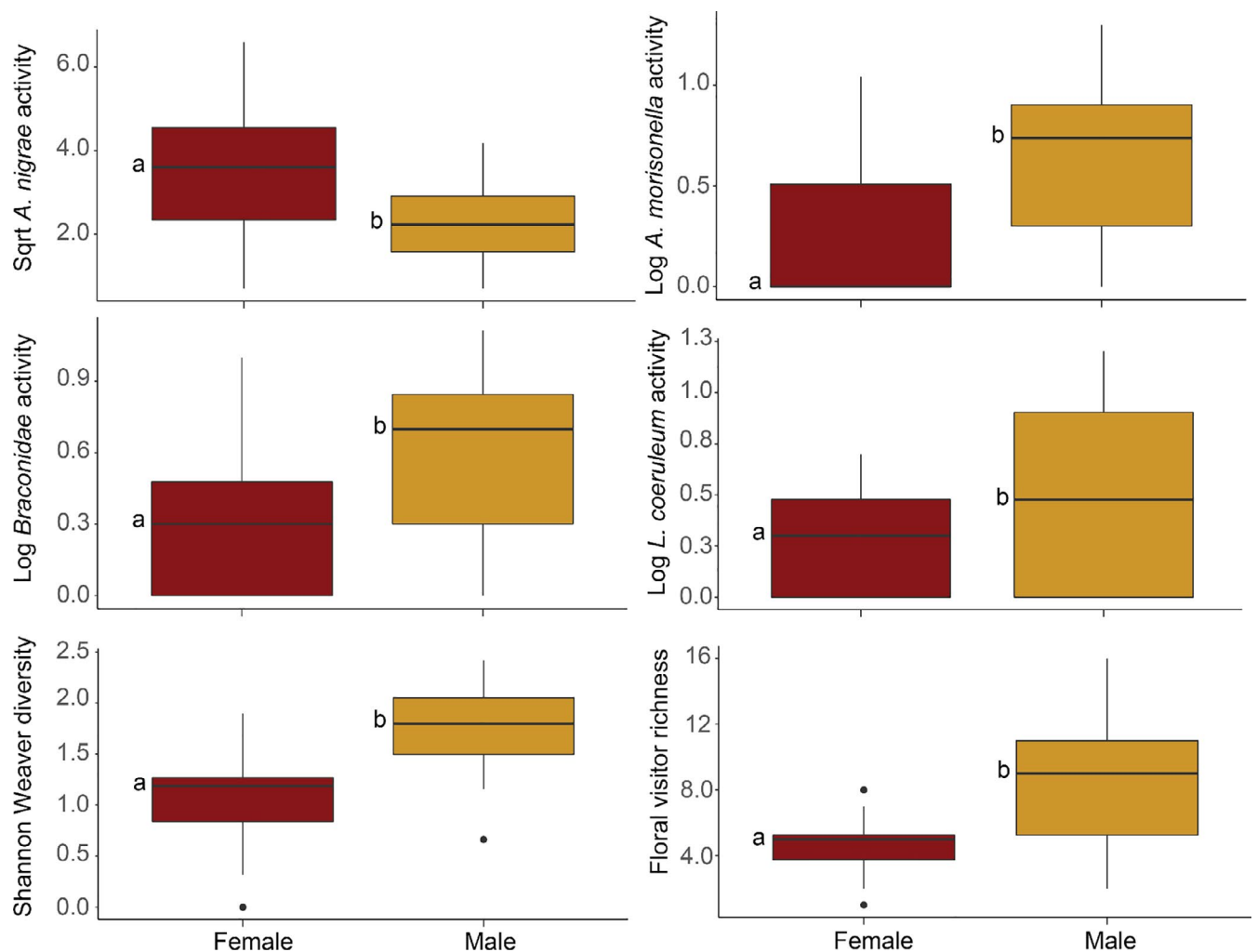
years (Figure 6a), which may be related to the dependence of *A. nigrae* activity on the survey year ( $F_{8,68} = 5.1049$ ;  $p$ -value = 0.0086; Figure 6b).



**TABLE 4** Test of random effects p-values extracted from nested ANCOVA for most abundant floral visitors as well as calculated species richness and Shannon–Weaver diversity for 2019 survey analysis

	<i>Andrena nigrae</i>	<i>Andrena macoupinense</i>	<i>Andrena morrisonella</i>	<i>Lasioglossum coeruleum</i>	Species richness	Shannon–Weaver diversity
Sex	<b>0.031</b>	0.5447	<b>0.014</b>	<b>0.0500</b>	<b>0.0004</b>	<b>&lt;0.0001</b>
Location	0.5645	0.3587	0.8326	0.9577	0.9536	0.7348
Tree	0.2046	<b>0.003</b>	0.4729	0.1635	0.5944	0.6917
Julian date	0.5645	0.6261	0.0600	0.6141	0.5800	0.2839

Note: Bolded values indicate that the independent variable had a significant effect on the dependent variable ( $p$ -value < 0.05).

**FIGURE 5** Average activity of most common floral visitors and calculated community metrics from 2019 *Salix nigra* surveys. Letters to the left of boxes indicate significantly different means as determined by a Tukey's HSD ( $p$ -value < 0.05)

#### 4 | DISCUSSION

The total floral community composition was strongly influenced by the sex of tree across survey techniques and in all years. Male trees consistently attracted a more diverse and unique insect assemblage on their flowers when compared to female trees. However, there was no relationship detected between the sex of the tree and the floral VOC composition, indicating that the scent of male and female flowers among trees was not different. Total emission of monoterpenes,

sesquiterpenes, and all VOCs were also found to be similar among sexes. Similarly, differences in floral scent and plant tissue defenses among trees were not strong drivers of the community of insects that visited the flowers. Thus, we found no evidence that the influence that sex of tree on floral insect assemblages was due to the effects of VOCs or metabolite composition, although more subtle relationships might be revealed with more intensive sampling.

Our results are unusual given that dioecious plants, in which both sexes offer rewards, are often dimorphic in both scent

composition and emission levels (Ashman, 2009; Füssel, 2007; Okamoto et al., 2013). Nevertheless, this pattern does not always hold true in the *Salix* genus. For example, *Salix repens*, *Salix bicolor*, *Salix caprea*, and *Salix cinerea* all have similar overall volatile composition among male and female flowers (Füssel, 2007; Tollsten & Knudsen, 1992). This may reflect differences in the balance between visual and olfactory cues among *Salix* species, although this hypothesis remains to be robustly tested.

Although male and female trees did not differ in VOC and leaf metabolite composition, there was a sex effect on the metabolite composition of catkins. We also found that catkin metabolites exerted a strong influence over herbivore composition, suggesting that floral defenses are utilized differently among male and female trees, in turn attracting unique assemblages of herbivores. In the early season, trees may be at risk of herbivores feeding directly on flowers, which act as a large resource sink in plant tissues (Wäckers et al., 2007). Floral larceny is a threat to female reproduction since females must maintain flowers through seed production, and this relationship may be antagonized in a dioecious system where chance of accidental pollination is rare (Maloof & Inouye, 2000; Richardson, 2004). Thus, it is important that females invest more resources toward defense of catkins, as supported by our finding that female individuals emitted more (3E)-hexenyl acetate and (2E)-hexenyl acetate. Hexenyl acetates have been frequently characterized as common green leaf volatiles emitted upon the crushing of plant tissue (Heil et al., 2008; Wei & Kang, 2011; Whitman & Eller, 1990), and they appear to also be a common component in floral scent (Kaiser, 1994; Messinger, 2006; Tollsten & Knudsen, 1992). Hexenyl acetates are associated with the attraction of insect parasites, which may provide female flowers in *S. nigra* added protection benefits against floral resource theft (Ngumbi et al., 2009; Whitman & Eller, 1990).

In our 2019 floral community surveys, pan traps were employed to test differences in survey techniques and characterize total insect community shifts among male and female trees. We determined that pan-trapping and visual survey techniques captured vastly different samples of the floral visitor community. Pan traps were very effective at capturing small insects which belonged to Diptera and Coleoptera, explaining much of the disparity between techniques. However, hymenopterans made up 87% of insects counted during visual surveys with 67% of bee observations coming from native *Andrena* spp. Conversely, hymenopterans only made up 22% of insects captured in pan traps with only 8% of the bees captured belonging to *Andrena* spp. Unscented pan traps filter the insect community, which was presumably attracted to the flowers on the tree, to those relying heavily on visual cues (Laubertie et al., 2006; Tuell & Isaacs, 2009; Vrdoljak & Samways, 2012). The lack of native *Andrena* spp. attraction to pan traps may indicate that both visual and volatile cues are important in their association rather than only visual cues. Additionally, given that the pan-trap data increased the diversity disparity observed between male and female flowers in 2019, it appears that the initial visual component of yellow male pollen may be influencing the differences in the larger floral community shift observed among male and female trees. This is further supported by

**TABLE 5** Test of random effects p-values extracted from nested ANCOVA for most abundant floral visitors as well as calculated species richness and Shannon–Weaver diversity

	<i>Andrena nigrae</i>	Species richness	Shannon–Weaver diversity
Sex	0.1475	<b>0.0046</b>	<b>0.0041</b>
Year	<b>0.0086</b>	0.7303	0.9019
Tree	0.1134	0.4356	0.2488
Julian date	0.2171	0.2467	0.2617

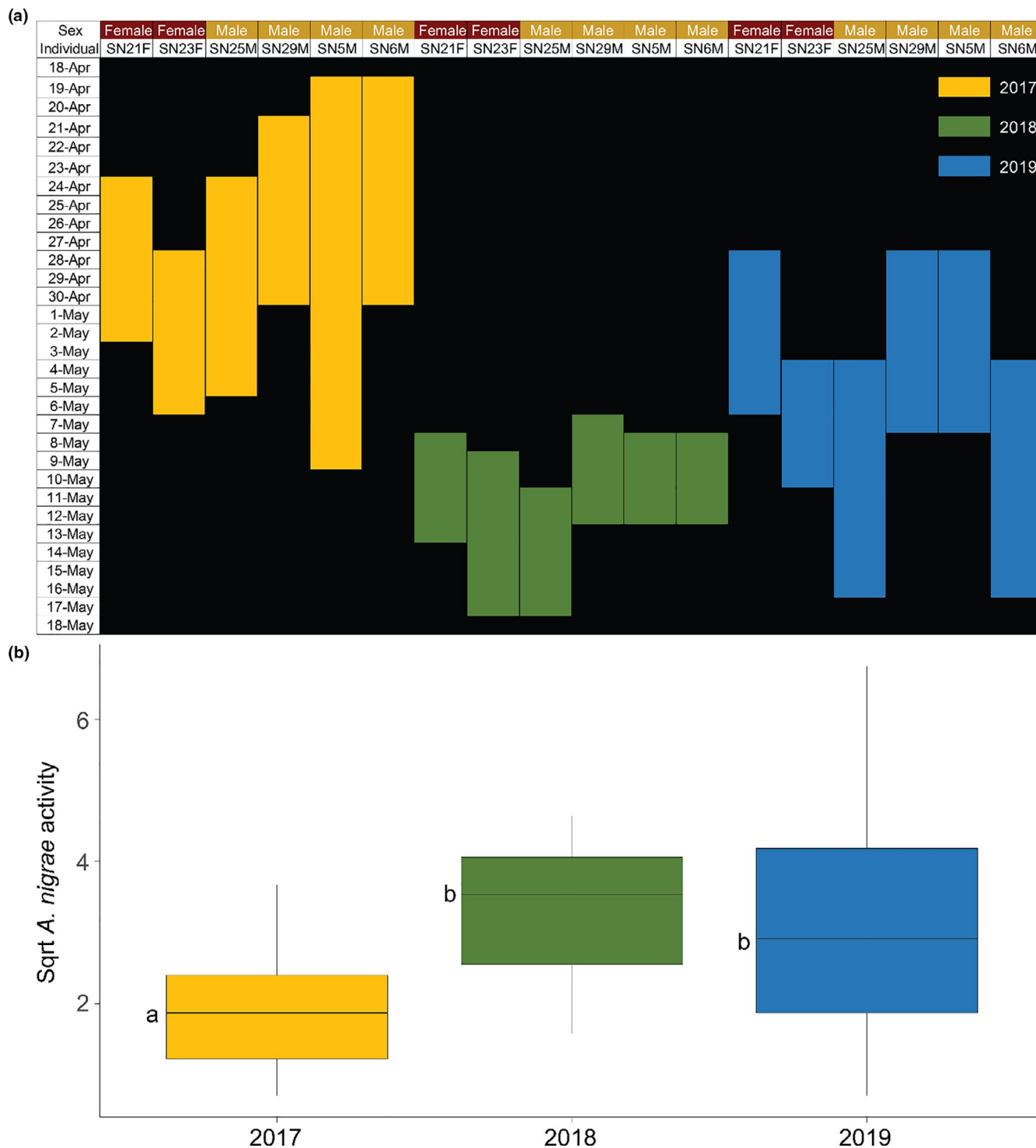
Note: Bolded values indicate that the independent variable had a significant effect on the dependent variable ( $p$ -value < 0.05).

the differential rates of capture of the hemipterans and hymenopterans in yellow cups and coleopterans in blue cups.

Surveys completed in 2019 revealed the sex of tree was important for many of the hymenopteran distributions throughout our site. *Andrena morisonella*, *L. coeruleum*, and a parasitoid wasp species in the family Braconidae all showed higher activity on male trees indicating a prioritization of male rewards. *Andrena macoupinense* was equally observed among male and female trees. Interestingly, *A. nigrae* was more actively visiting female flowers on trees in the study site. Given the nonshowy nature of the *Salix* female catkins, this suggests that the species may be more tightly coupled to the volatile cues in order to locate an appropriate host. In support of this, *A. nigrae* was the only insect whose activity was significantly correlated to level of specific floral volatiles. The number of visits of *A. nigrae* increased with increasing levels of both acetophenone and octen-2-ol.

Despite detection of sex differences in activity of native bees in 2019, *Andrena* spp. were stable among male and female flowers through time, indicating that all three species are important in contributing to sexual reproduction of *S. nigra*. Additionally, the total activity of *A. macoupinense* and *A. morisonella* were stable across years, but *A. nigrae* had far fewer catkin visits in 2017 when compared to later years. Adult emergence of *A. macoupinense* has been recorded mid-March through May, *A. nigrae* is often found April through May, and *A. morisonella* is frequent from May to early June (Ribble, 1974; David W Ribble, 1968; Stevens, 1949). Of the three species, *A. nigrae* emergence is more closely coupled to the bloom of local *S. nigra* trees. Additionally *A. nigrae* has been recorded as a primary pollinator of *S. nigra* in two other states, Illinois and North Dakota, indicating that it may be more tightly coupled to the biology of *S. nigra* than other observed native bees in our site (Ribble, 1968; Stevens, 1949).

When examining the phenology of flowers through time, the bloom time of trees in 2017 occurred earlier than subsequent years due to uncharacteristically warm weather in early March followed by much cooler temperatures through April and early May. The abnormality of temperature may have decoupled the availability of floral resources from local *A. nigrae* population emergence. Additionally, cooler temperatures may have had a negative effect on volatilization of catkin scent, leading to the inability of native bees to effectively locate their host. The lack of activity difference detected for



**FIGURE 6** (a) Amount of time and date in each year (2017, 2018, and 2019) in which catkins were actively attractive to insects. End date for male individuals indicates trees have dropped all catkins while female trees no longer have receptive stigmas (brown and shriveled) or active insect in canopies. (b) Average count of *Andrena nigrae* visits to *Salix nigra* catkins in survey years 2017, 2018, and 2019 from year analysis model. Letters to the left of boxes indicate significantly different means as determined by a Tukey's HSD ( $p$ -value < 0.05)

*A. macoupinense* and *A. morisonella* may indicate that local populations effectively supplement their diets with resources from additional plant species such as other local *Salix*, including *Salix discolor* and *Salix bebbiana*, or *Prunus* and *Amelanchier* spp., both of which are native to West Virginia and listed as occasional hosts (Ribble, 1974).

We have used a combination of survey approaches to characterize factors affecting community of insect floral visitors in *S. nigra*. Differences in floral community composition and diversity among male and female trees of *S. nigra* appear to be strongly driven by visual cues of the yellow male pollen. The main cross-pollinators, *Andrena*

spp., rely on both visual and specific volatile cues to locate male individuals and carry pollen to the less showy female trees. Male individuals of *S. nigra* also attract a more diverse community of floral visitors. In contrast, female individuals lack strong visual cues and, despite having similar floral volatile composition, appear to have different protective floral chemistry composition, possibly allowing them to preserve their rewards directly for the cross-pollinating *Andrena* species. Although the results reported here are based on a single population of *S. nigra*, our main findings of sex dimorphism were stable across years, suggesting that this may be a general characteristic of the species. However, we detected potential inter-annual variability in the *S. nigra*–*Andrena* interaction, which illustrates that shifting seasonal transitions could detrimentally affect plants that depend on early-emerging arthropods for sexual reproduction as well as the arthropods that depend on resources provided by early-flowering plants.

## ACKNOWLEDGMENTS

We thank the following individuals for assistance with fieldwork—Jacob Miller, Brandon Sinn, and Mark Burnham. Zachariah Fowler provided logistical support and access to the WVU Core Arboretum. *Andrena* identification was performed by Sam Droege. Craig Larcenaire provided advice on pan traps. Thanks to Linh Nguyen and Rebecca Kressuk for assistance with secondary metabolite analyses. Funding was provided by the NSF Dimensions of Biodiversity Program (DEB-1542509 to S.D. and DEB-1542479 to K.K.-R.), and by a fellowship from the Department of Biology of West Virginia University to S.J.S.).

## CONFLICT OF INTEREST

None declared.

## AUTHOR CONTRIBUTIONS

**Sandra J. Simon:** Conceptualization (supporting); data curation (lead); formal analysis (lead); investigation (lead); methodology (lead); writing – original draft (lead). **Ken Keefover-Ring:** Data curation (supporting); formal analysis (supporting); investigation (supporting); methodology (supporting); writing – review and editing (supporting). **Yong-Lak Park:** Methodology (equal); writing – review and editing (supporting). **Gina Wimp:** Conceptualization (supporting); methodology (supporting); writing – review and editing (supporting). **Julianne Grady:** Formal analysis (supporting); investigation (supporting). **Stephen P. DiFazio:** Conceptualization (lead); formal analysis (supporting); investigation (supporting); methodology (supporting); project administration (lead); supervision (lead); writing – original draft (supporting); writing – review and editing (lead).

## DATA AVAILABILITY STATEMENT

All raw phenotypic data have been deposited in Dryad (<https://doi.org/10.5061/dryad.nvx0k6drr>), including arthropod survey counts and metabolite profiles.

## ORCID

Yong-Lak Park  <https://orcid.org/0000-0002-6995-8212>

Stephen P. DiFazio  <https://orcid.org/0000-0003-4077-1590>

## TWITTER

Stephen P. DiFazio  @trichocarpa

## REFERENCES

- Adams, R. P. (2001). *Identification of essential oil components by gas chromatography/mass spectrometry* (Vol. 456). Allured Publishing Corporation.
- Argus, G. W. (2011). An experimental study of hybridization and pollination in *Salix* (willow). *Canadian Journal of Botany*, 52(7), 1613–1619. <https://doi.org/10.1139/b74-212>
- Ashman, T.-L. (2009). Sniffing out patterns of sexual dimorphism in floral scent. *Functional Ecology*, 23(5), 852–862. <https://doi.org/10.1111/j.1365-2435.2009.01590.x>
- Beismann, H., Wilhelmi, H., Baillères, H., Spatz, H., Bogenrieder, A., & Speck, T. (2000). Brittleness of twig bases in the genus *Salix*: Fracture mechanics and ecological relevance. *Journal of Experimental Botany*, 51(344), 617–633. <https://doi.org/10.1093/jexbot/51.344.617>
- Burns, R. M., & Honkala, B. H. (1990). Silvics of North America: Volume II: Hardwoods. In *Agriculture Handbook*, 654. 2, pp. 768–772. Retrieved from <https://www.fs.usda.gov/treearch/pubs/1548>
- Danforth, B. (2007). Bees. *Current Biology*, 17(5), 156–161. <https://doi.org/10.1016/j.cub.2007.01.025>
- Dötterl, S., Glück, U., Jürgens, A., Woodring, J., & Aas, G. (2014). Floral reward, advertisement and attractiveness to honey bees in dioecious *Salix caprea*. *PLoS One*, 9(3), e93421. <https://doi.org/10.1371/journal.pone.0093421>
- El-Sayed, A. M. (2021). *The pherobase: Database of pheromones and semiochemicals*. Retrieved from <http://www.pherobase.com/>
- Füssel, U. (2007). *Floral scent in Salix L. and the role of olfactory and visual cues for pollinator attraction of Salix caprea L.* PhD-Thesis, University of Bayreuth, Bayreuth. Retrieved from [https://epub.uni-bayreuth.de/663/1/Diss\\_Fuessel.pdf](https://epub.uni-bayreuth.de/663/1/Diss_Fuessel.pdf)
- Füssel, U., Dötterl, S., Jürgens, A., & Aas, G. (2007). Inter- and intraspecific variation in floral scent in the genus *Salix* and its implication for pollination. *Journal of Chemical Ecology*, 33(4), 749–765. <https://doi.org/10.1007/s10886-007-9257-6>
- Galen, C., & Butchart, B. (2003). Ants in your plants: Effects of nectar-thieves on pollen fertility and seed-siring capacity in the alpine wildflower, *Polemonium viscosum*. *Oikos*, 101(3), 521–528. <https://doi.org/10.1034/j.1600-0706.2003.12144.x>
- Heil, M., Lion, U., & Boland, W. (2008). Defense-inducing volatiles: In search of the active motif. *Journal of Chemical Ecology*, 34(5), 601–604. <https://doi.org/10.1007/s10886-008-9464-9>
- Kaiser, R. (1994). Trapping, investigation and reconstitution of flower scents. In Müller, P. M., Lamparsky, D., Eds., *Perfumes: Art, Science and Technology*. Springer Netherlands: Dordrecht, pp. 213–250. ISBN 978-94-011-3826-0.
- Karrenberg, S., Edwards, P., & Kollmann, J. (2002). The life history of Salicaceae living in the active zone of floodplains. *Freshwater Biology*, 47(4), 733–748. <https://doi.org/10.1046/j.1365-2427.2002.00894.x>
- Keefover-Ring, K. (2013). Making scents of defense: Do fecal shields and herbivore-caused volatiles match host plant chemical profiles? *Chemoecology*, 23(1), 1–11. <https://doi.org/10.1007/s00049-012-0117-7>
- Laubertie, E. A., Wratten, S. D., & Sedcole, J. R. (2006). The role of odour and visual cues in the pan-trap catching of hoverflies (Diptera: Syrphidae). *Annals of Applied Biology*, 148(2), 173–178. <https://doi.org/10.1111/j.1744-7348.2006.00046.x>
- Lindroth, R. L., Scriber, J. M., & Hsia, M. T. S. (1986). Differential responses of tiger swallowtail subspecies to secondary metabolites from tulip tree and quaking aspen. *Oecologia*, 70(1), 13–19. <https://doi.org/10.1007/BF00377106>
- Linsley, E. G. (1958). The ecology of solitary bees. *Hilgardia*, 27(19), 543–599. <https://doi.org/10.3733/hilg.v27n19p543>

- Maloof, J. E., & Inouye, D. W. (2000). Are nectar robbers cheaters or mutualists? *Ecology*, 81(10), 2651–2661. [https://doi.org/10.1890/0012-9658\(2000\)081\[2651:ANRCOM\]2.0.CO;2](https://doi.org/10.1890/0012-9658(2000)081[2651:ANRCOM]2.0.CO;2)
- Messinger, O. J. (2006). *The role of visual and olfactory cues in host recognition for the specialist bee genus Diadasia, and implications for the evolution of host choice*. PhD Thesis, Southern Illinois University, Carbondale.
- Ngumbi, E., Chen, L., & Fadamiro, H. Y. (2009). Comparative GC-ead responses of a specialist (*Microplitis croceipes*) and a generalist (*Cotesia marginiventris*) parasitoid to cotton volatiles induced by two caterpillar species. *Journal of Chemical Ecology*, 35(9), 1009–1020. <https://doi.org/10.1007/s10886-009-9700-y>
- NIST (2008). *National institute of standards and technology mass spectral library*. National Institute of Standards and Technology, US Department of Commerce.
- Okamoto, T., Kawakita, A., Goto, R., Svensson, G. P., & Kato, M. (2013). Active pollination favours sexual dimorphism in floral scent. *Proceedings of the Royal Society B: Biological Sciences*, 280, 20132280. <https://doi.org/10.1098/rspb.2013.2280>
- Oksanen, J., Blanchet, F. G., Friendly, M., Kindt, R., Legendre, P., McGlinn, D., Minchin, P. R., O'Hara, R. B., Simpson, G. L., Solymos, P., Henry, M., Stevens, H., Szoecs, E., & Wagner, H. (2019). *vegan: Community ecology package. R package version 2.5-4*. Retrieved from <https://cran.r-project.org/package=vegan>
- Ostaf, D. P., Mosseler, A., Johns, R. C., Javorek, S., Klymko, J., Ascher, J. S., (2015). Willows (*Salix* spp.) as pollen and nectar sources for sustaining fruit and berry pollinating insects. *Canadian Journal of Plant Science*, 95(3), 505–516. <https://doi.org/10.4141/CJPS-2014-339>
- Ribble, D. W. (1968). Revisions of two subgenera of *Andrena*: *Micrandrena* (Ashmead) and *Derandrena*. New subgenus (Hymenoptera: Apoidea). *Bulletin University of Nebraska Museum*, 8, 237–394.
- Ribble, D. W. (1974). A revision of the bees of the genus *Andrena* of the western hemisphere subgenus *Scaphandrena*. *American Entomological Society*, 100(2), 101–189.
- Richardson, S. C. (2004). Are nectar-robbers mutualists or antagonists? *Oecologia*, 139(2), 246–254. <https://doi.org/10.1007/s00442-004-1504-8>
- Stevens, O. A. (1949). Native bees. *Experimental Station Bimonthly Bulletin*, 12(3), 90–98.
- Straka, J., Rina Cern, K., Mach, L., Zemenov, M., & Keil, P. (2014). Life span in the wild: The role of activity and climate in natural populations of bees. *Functional Ecology*, 28(5), 1235–1244. <https://doi.org/10.1111/1365-2435.12261>
- Tamura, S., & Kudo, G. (2000). Wind pollination and insect pollination of two temperate willow species, *Salix miyabeana* and *Salix sachalinensis*. *Plant Ecology*, 147(2), 185–192. <https://doi.org/10.1023/A:1009870521175>
- Tollsten, L., & Knudsen, J. T. (1992). Floral scent in dioecious *Salix* (Salicaceae)-a cue determining pollination system? *Plant Systematics and Evolution*, 182(3–4), 229–237. <https://doi.org/10.1007/BF00939189>
- Tuell, J. K., & Isaacs, R. (2009). Elevated pan traps to monitor bees in flowering crop canopies. *Entomologia Experimentalis Et Applicata*, 131(1), 93–98. <https://doi.org/10.1111/j.1570-7458.2009.00826.x>
- Vrdoljak, S. M., & Samways, M. J. (2012). Optimising coloured pan traps to survey flower visiting insects. *Journal of Insect Conservation*, 16(3), 345–354. <https://doi.org/10.1007/s10841-011-9420-9>
- Wäckers, F. L., Romeis, J., & van Rijn, P. (2007). Nectar and pollen feeding by insect herbivores and implications for multitrophic interactions. *Annual Review of Entomology*, 52(1), 301–323. <https://doi.org/10.1146/annurev.ento.52.110405.091352>
- Wei, J., & Kang, L. (2011). Roles of (Z)-3-hexenol in plant-insect interactions. *Plant Signaling and Behavior*, 6(3), 369–371. <https://doi.org/10.4161/psb.6.3.14452>
- Whitman, D. W., & Eller, F. J. (1990). Parasitic wasps orient to green leaf volatiles. *Chemoecology*, 1(2), 69–76. <https://doi.org/10.1007/BF01325231>

## SUPPORTING INFORMATION

Additional supporting information may be found online in the Supporting Information section.

**How to cite this article:** Simon SJ, Keefover-Ring K, Park Y-L, Wimp G, Grady J, DiFazio SP. Characterization of *Salix nigra* floral insect community and activity of three native *Andrena* bees. *Ecol Evol*. 2021;00:1–13. <https://doi.org/10.1002/ece3.7369>